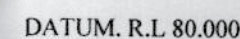
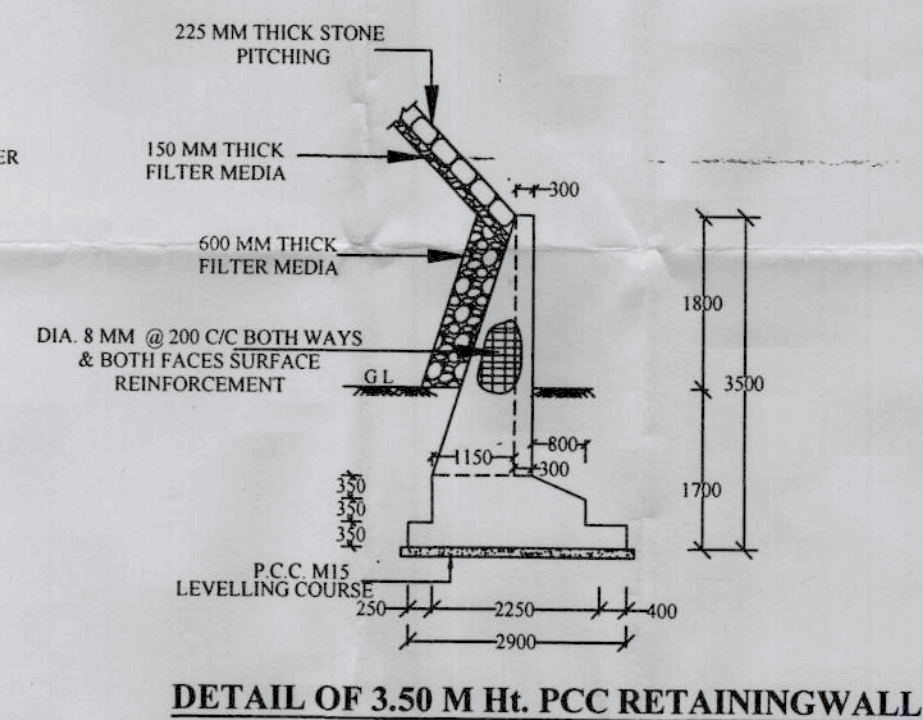
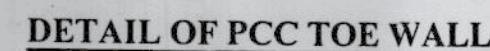
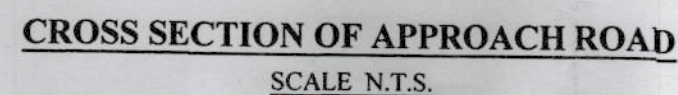


KARETHI SIDE

BHATGUNA SIDE



Plan view of the bridge showing the bridge portion and abutments. The bridge portion is 75.00 M + (2 X 6.00) M ABUTMENT. The abutments are 3.50 M Ht. The bridge portion is 75.00 M + (2 X 6.00) M ABUTMENT. The abutments are 3.50 M Ht. The bridge portion is 75.00 M + (2 X 6.00) M ABUTMENT. The abutments are 3.50 M Ht.



NOTES:-

LENGTH OF APPROACH ROAD	
KARETHI SIDE	94.00M
BHATGUNA SIDE	139.00M
TOTAL LENGTH	233.00 M

SUB ENGINEER

SUB DIVISIONAL OFFICER
P.W.D BRIDGE CONSTRUCTION
SUB DIVISION RAJNANDGAON

EXECUTIVE ENGINEER P.W.D.
BRIDGE CONSTRUCTION DIVISION
DURG